




Coalbrookdale & Ironbridge C.E. Primary School

DALE END • COALBROOKDALE • TELFORD TF8 7DS



Headteacher: Sue Blackburn
Administrator: Moira Hughes
Tel: 01952 386620 • Fax: 01952 386623
<http://www.coalbrookdaleschool.org.uk/>

Key Stage 2 National Curriculum Test Results 2018

The KEY Stage 2 children undertook 1 reading paper, a spellings, punctuation and grammar (SPaG) paper and 3 maths papers.

The children's marks were converted to a scaled score from 80 to 120. The expected standard was a scaled score of 100.

Key stage 2 comparative report

The information below allows you to compare your child's performance at the end of key stage 2 with the attainment of other year 6 pupils in our school and across England.

Subject	Percentage of pupils achieving the expected standard: school	Percentage of pupils achieving the expected standard: nationally ¹	Average scaled score: school ²	Average scaled score: nationally ³	Average progress score: school
English reading	85%	75%	107	105	1.36
English grammar, punctuation and spelling	97%	78%	110	106	N/A
Mathematics	88%	76%	107	104	1.16
English writing (teacher assessment)	88%	78%	N/A	N/A	1.77
Science (teacher assessment)	94%	82% (2017 data) ⁴	N/A	N/A	N/A

Reading, Writing & Maths Combined

Percentage of pupils achieving the expected standard or higher:

School: 79%
Local authority average: 66%
National average: 64%

Percentage of pupils achieving the higher standard:


School: 18%
Local authority average: 11%
National average: 10%

¹ Percentages for English reading, English grammar, punctuation and spelling, mathematics, and English writing teacher assessment (TA) are based on provisional headline information on the 2018 national curriculum assessments: www.gov.uk/government/publications/national-curriculum-assessments-key-stage-2-2018-interim/key-stage-2-2018-interim-results-text

² Scaled scores guidance: www.gov.uk/guidance/scaled-scores-at-key-stage-2


³ Average scaled scores for English reading, English grammar, punctuation and spelling and mathematics are based on provisional headline information on the 2018 national curriculum assessments: www.gov.uk/government/publications/national-curriculum-assessments-key-stage-2-2018-interim/key-stage-2-2018-interim-results-text

⁴ Science TA is based on revised information relating to the 2017 national curriculum assessments: www.gov.uk/government/statistics/national-curriculum-assessments-key-stage-2-2017-revised



Coalbrookdale & Ironbridge C.E. Primary School

DALE END • COALBROOKDALE • TELFORD TF8 7DS



Headteacher: Sue Blackburn
Administrator: Moira Hughes
Tel: 01952 386620 • Fax: 01952 386623
<http://www.coalbrookdaleschool.org.uk/>

Key Stage 1 National Curriculum Test Results 2018

In Key Stage One, children undertook a reading and a maths test. Teachers then used these test results to inform their teacher assessment. The children were assessed at: working towards the expected standard, at the expected standard or working at greater depth.

Key stage 1 comparative report

This information allows you to compare your child's performance at the end of key stage 1 with the attainment of other year 2 pupils in our school this year, and across England in 2017.

Subject	Percentage of pupils achieving the expected standard: school (2018)	Percentage of pupils achieving the expected standard: nationally (2017) ⁵
English reading	90%	76%
English writing	80%	68%
Mathematics	80%	75%
Science	83%	83%


OUR SCHOOL WAS MODERATED BY THE LOCAL AUTHORITY FOR KS1 THIS YEAR.

⁵ Data showing the attainment of pupils in the 2017 key stage 1 national curriculum teacher assessments:
www.gov.uk/government/statistics/phonics-screening-check-and-key-stage-1-assessments-england-2017



Coalbrookdale & Ironbridge C.E. Primary School

DALE END • COALBROOKDALE • TELFORD TF8 7DS



Headteacher: Sue Blackburn

Administrator: Moira Hughes

Tel: 01952 386620 • Fax: 01952 386623

<http://www.coalbrookdaleschool.org.uk/>

Year 1 Phonics Results 2018

93% of our Year 1 children passed the phonic screening check in Year 1
(National 2017 = 81%)

EYFS Results 2018

79% of our children in EYFS achieved a good level of development
(National 2017 = 71%)